

# What's at the bottom of the garden?




Why do living things change as they grow? - Summer 2

## Essential/Core Vocabulary

**Minibeast** - A small animal like a bug or insect.  
**Caterpillar** - A small creature that turns into a butterfly.  
**Butterfly** - An insect with wings that flies.  
**Habitat** - A place where an animal lives.  
**Grow** - To get bigger and change.  
**Change** - When something becomes different.  
**Life cycle** - The stages a living thing goes through as it grows.

## Key Knowledge

- Minibeasts are small living things
- Living things grow and change
- Minibeasts live in different habitats
- A habitat is a place where animals live
- A caterpillar changes into a butterfly
- This change is called a life cycle
- We can observe changes over time



## Lesson 1 - Minibeast Hunt

- LO: To identify minibeasts in the environment

## Lesson 2 - Minibeasts are Living Things

- LO: To understand that minibeasts are living things

## Lesson 3 - Minibeasts and Their Habitats

- LO: To understand where minibeasts live

## Lesson 4 - Observing Caterpillars

- LO: To observe how caterpillars change over time

## Lesson 5 - Life Cycle of a Butterfly

- LO: To understand the life cycle of a butterfly

## Lesson 6 - How Do Minibeasts Grow and Change?

- LO: To explain how minibeasts grow and change

## End Point Activity: Minibeasts and Life Cycles Booklet

Overview - Children complete a booklet to show what they know about minibeasts. They identify minibeasts, sequence the butterfly life cycle, match minibeasts to their habitats, and draw what they observed happening to their caterpillars. Children talk about their learning and explain how living things grow and change.

## Links to our core values...

How can we show love, respect and friendship within our world and the creatures within it?

Reflect on how love, respect and friendship is shown within stories relating to our topic.